



2021 IN REVIEW

GREENHOUSE GAS EMISSIONS (tCO₂e)




2021: 529,875
2020: 540,103
2019: 594,249



GREENHOUSE GAS INTENSITY (tCO₂e/S\$M)

2021: 404.2
2020: 438.8
2019: 411.2


FUEL CONSUMPTION (L)




2021: 133,548,909
2020: 139,149,565
2019: 152,275,719

ELECTRICITY CONSUMPTION (kWh)

2021: 422,136,540
2020: 406,695,205
2019: 452,960,274




RENEWABLE ELECTRICITY GENERATED (kWh)



2021: 2,393,358
2020: 1,743,025
2019: 2,063,690

WATER CONSUMPTION (MEGALITRES)



2021: 1,218
2020: 1,040
2019: 1,170

2021 IN REVIEW


BUS FLEET



3,548
buses

EURO 5
AND ABOVE

81%



DIESEL
HYBRID/
ELECTRIC
BUSES

55

ROAD SAFETY

	2020	2021
Number of accidents per 100,000km	0.10	0.10
Passenger Fatalities	0	2



WORKPLACE SAFETY



WORKPLACE INJURY RATE PER 100,000 EMPLOYED PERSONS	2020	2021
Bus	293.3	420.9
Rail	108.0	160.0

2021 IN REVIEW

**WHEELCHAIR
ACCESSIBLE
BUSES**

100%



**FEMALE
EMPLOYEES**

2021: 9.6%
2020: 10.2%



**EMPLOYEES
AGE >50 YEARS OLD**

2021: 41.5%
2020: 40.2



DONATIONS

2021: \$597,000
2020: \$528,000